

IQD have recently begun offering a tape splicing service. This means that the tape used to hold components can be joined. It can be done either to add components to a reel, or to create smaller reel sizes by adding the leader and follower to the tape.

This service can be offered for most standard products, but for some non-stock items we may not hold the correct pocket tape in the warehouse.

How it works

The two butt ends of the pocket tape are joined using a metal staple, the cover tape is joined using a sticker (See Figure 1 & 2).

This process conforms to EIA-481

Which system are IQD using?

There are many tape splicing systems available. IQD have invested in equipment and training to use the Splice Tool-Stapler Type (CST-010) system made by M.A.O Co., Ltd (See Figure 3). This is the same system used by our parent company Würth Elektronik.

Our procedure

We feel it is important that customers are aware that the product will be packaged on a spliced tape. Therefore, IQD will offer this service only in agreement with the customers and they will be asked to sign a concession stating willingness to accept product on spliced tape.

Conformity with EIA-481

For all IQD's products which are sold on tape and reel, the packaging conforms to the standard EIA-481, the *Electronic Industries Association Standard Number 481: 8mm through 200mm Embossed carrier taping and 8mm & 12mm punched carrier taping of surface mount components for automatic handling* (See Figure 4 & 5).

Our tape splicing system conforms with all requirements of EIA-481

Specifically:

EIA-481 Table 2 defines pocket tape maximum thickness, T max: 0.6mm

EIA-481 Table 2 defines the cover tape maximum thickness, T1 max: 0.1mm

Our tape splicing system meets these requirements.




Figure 1 - Tape joined using a metal staple




Figure 2 - Cover tape joined using a sticker




Figure 3 - Splice Tool-Stapler Type (CST-010)

Contact Details:

UK: +44 (0)1460 270200

USA: +1.408.250.1435

Email: info@iqdfrequencyproducts.com

Web: www.iqdfrequencyproducts.com

Figure 4 - 8mm, 12mm, 16mm & 24mm embossed carrier tape dimensions

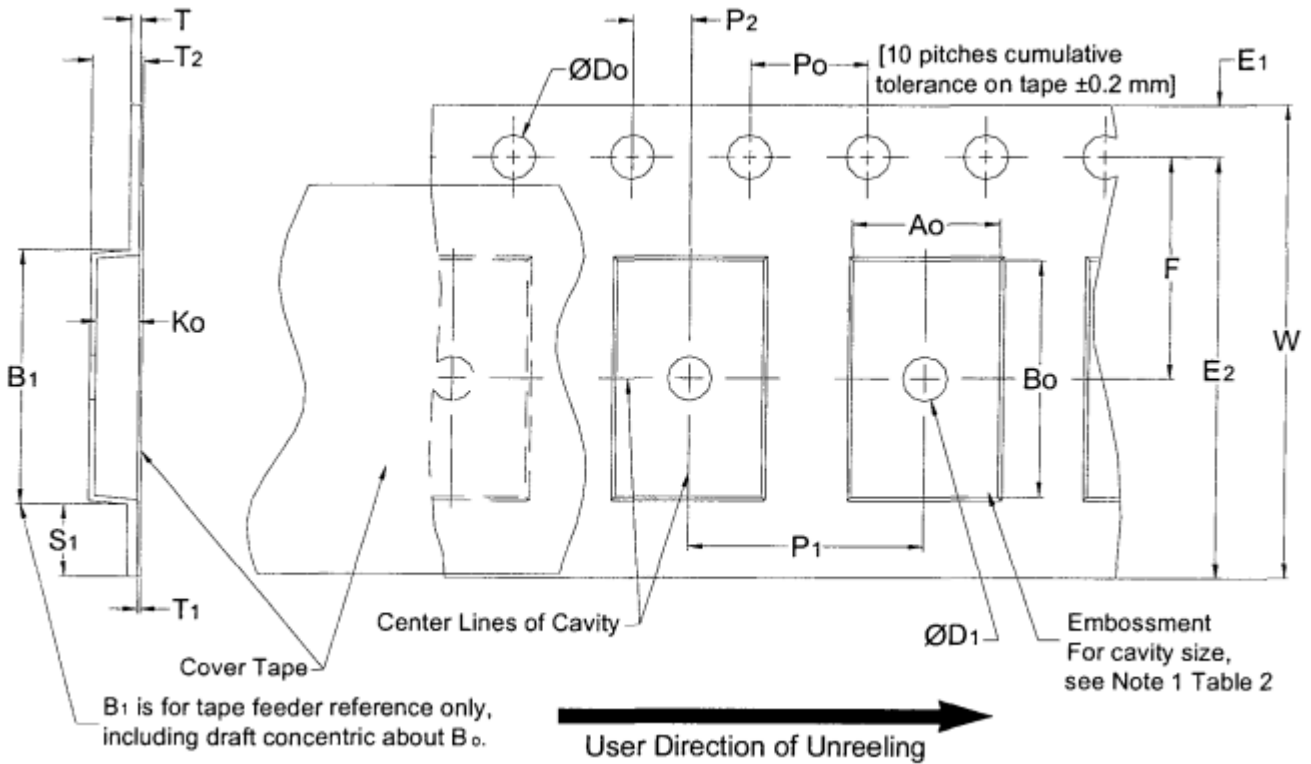


Figure 5 - 8, 12, 16 & 24 embossed carrier dimensions

Constant (for 2 or more widths) Dimensions

Tape Size	D ₀	D ₁ Min.	E ₁	P ₀	P ₂	R Ref. See Note 2	S ₁ Min. See Note 3	T Max.	T ₁ Max.
8 mm	1.5 +0.1 -0.0	1.0	1.75 ±0.1	4.0 ±0.1	2.0 ± 0.05	25	0.6	0.6	0.1
12 mm		1.5			2.0 ± 0.1				
16 mm			30						
24 mm									

Contact Details:

UK: +44 (0)1460 270200

USA: +1.408.250.1435

Email: info@iqdfrequencyproducts.com

Web: www.iqdfrequencyproducts.com