

ISSUE 11; May 2017

Description

- PLL based, one time only factory programmable (for a fast lead time) crystal oscillator in a hermetically sealed 8-pin DIL package.
- This model is not approved for on-board avionics applications; in such instances our 'CFPP-303 AVIATION' version should be specified.
- See IQXO-827 and IQXO-828 for standard crystal oscillator alternative.



Frequency Parameters

- Frequency 1.0MHz to 133.0MHz
- Frequency Stability $\pm 25.00\text{ppm}$ to $\pm 100.00\text{ppm}$
- Ageing $\pm 5\text{ppm}$ max in 1st year @ 25°C

Electrical Parameters

- Supply Voltage 3.3V $\pm 0.3\text{V}$

Operating Temperature Ranges

- 0 to 70°C
- -40 to 85°C

Output Details

- Output Compatibility CMOS
- Logic '1' to pin 1 enables oscillator output
- Logic '0' to pin 1 disables oscillator output; when disabled the oscillator output goes to the high impedance state
- No connection to pin 1 enables oscillator output

Drive Capability

0.0MHz to 40.0MHz	30pF
40.0MHz to 133.0MHz	15pF

Noise Parameters

- Jitter pk-pk (typical)
 - 1 to 33MHz >33MHz
 - 100ps 75ps
- Jitter pk-pk (max)
 - 1 to 33MHz >33MHz
 - 250ps 175ps

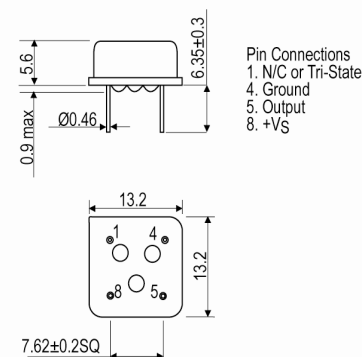
Environmental Parameters

- Storage Temperature Range: -55 to 125°C

Ordering Information

- Frequency*
- Model*
- Output Compatibility
- Frequency Stability (over operating temperature range)*
- Operating Temperature Range*
- Supply Voltage
- Example
 - 20.00MHz CFPP-303
 - CMOS $\pm 50\text{ppm}$ -40 to 85C 3.3V

Outline (mm)



Sales Office Contact Details:

UK: +44 (0)1460 270200
Germany: 0800 1808 443

France: 0800 901 383
USA: +1.760.318.2824

Email: info@iqdfrequencyproducts.com
Web: www.iqdfrequencyproducts.com

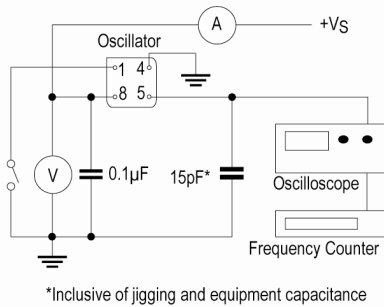
Compliance

- RoHS Status (2011/65/EU) Compliant
- REACH Status Compliant
- MSL Rating (JDEC-STD-033): Not Applicable

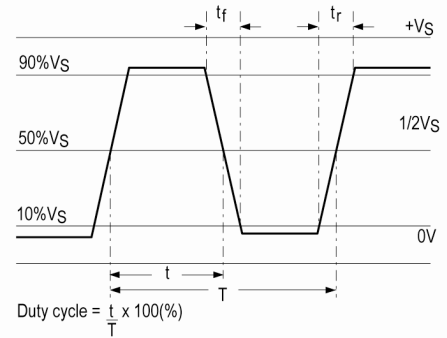
Packaging Details

- Pack Style: Bulk Loose in bulk pack
Pack Size: 1

Test Circuit



Wave Form



Electrical Specification - maximum limiting values 3.3V ±0.3V

Frequency Min	Frequency Max	Temperature Range	Stability (Min)	Current Draw	Rise and Fall Time	Duty Cycle
		°C	ppm	mA	ns	%
1.0MHz	40.0MHz	0 to 70 -40 to 85	±25.0 ±25.0	25 25	4 4	45/55% 45/55%
40.000001MHz	66.0MHz	0 to 70 -40 to 85	±25.0 ±25.0	25 25	4 4	40/60% 40/60%
66.000001MHz	100.0MHz	0 to 70 -40 to 85	±25.0 ±25.0	25 25	4 4	40/60% 40/60%
100.000001MHz	133.0MHz	0 to 70 -40 to 85	±25.0 ±25.0	45 45	4 4	40/60% 40/60%

This document was correct at the time of printing; please contact your local sales office for the latest version.
[Click to view latest version on our website.](#)

Sales Office Contact Details:

UK: +44 (0)1460 270200
 Germany: 0800 1808 443

France: 0800 901 383
 USA: +1.760.318.2824

Email: info@iqdfrequencyproducts.com
 Web: www.iqdfrequencyproducts.com