

ISSUE 4; July 2016



Description

- Low jitter 3.3V surface mount oscillator in a ceramic package, with a hermetically sealed metal lid and LVDS outputs

Frequency Parameters

- Frequency: 75.0MHz to 270.0MHz
- Frequency Stability: $\pm 25.00\text{ppm}$ to $\pm 100.00\text{ppm}$

Electrical Parameters

- Supply Voltage: 3.3V $\pm 5\%$
- Standby Current: 30 μA max
- Start-Up Time: 10ms max

Operating Temperature Ranges

- 10 to 70°C
- 40 to 85°C

Output Details

- Output Compatibility: LVDS
- Drive Capability: 100 Ω
- Differential Output Voltage (Vod): 0.33V typ
- Offset Voltage (Vos): 1.25V typ

Output Control

- Enable/Disable Operation:
 - Logic '1' to pad 1 (70%Vs min) enables oscillator output
 - Logic '0' to pad 1 (30%Vs max) disables oscillator output; when the oscillator output goes to the high impedance state
 - No connection to pad 1 enables oscillator output

Noise Parameters

- Phase Jitter (12kHz to 20MHz): 1ps rms max

Environmental Parameters

- Storage Temperature Range: -55 to 125°C
- Drop: natural drop, 3 times from 30cm onto a hard wooden plate
- Vibration: 10 to 55Hz (amplitude 1.52mm), 20G, X, Y and Z (2 hours each, total 6 hours)

Ordering Information

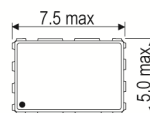
- Ordering Information (minimum required):
 - Frequency*
 - Model*
 - Output
 - Frequency Stability*
 - Operating Temperature Range*
 - Supply Voltage
- Example:
 - 100.0MHz CFPS-60
 - LVDS $\pm 100\text{ppm}$ -10 to 70C 3.3V

Compliance

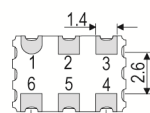
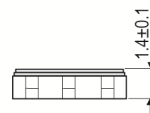
- RoHS Status (2011/65/EU): Compliant
- REACH Status: Compliant
- MSL Rating (JDEC-STD-033): Not Applicable



Outline (mm)

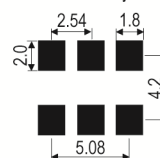


- Pad Connections
1. Enable/Disable
 2. N/C
 3. GND
 4. Output 1
 5. Output 2
 6. +Vs

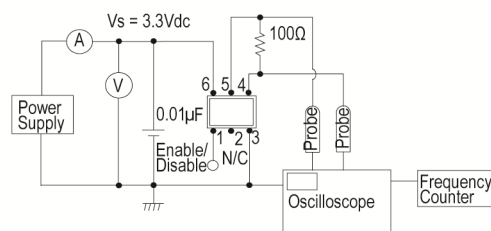


Underside View

Solder Pad Layout



Test Circuit



Sales Office Contact Details:

UK: +44 (0)1460 270200
Germany: 0800 1808 443

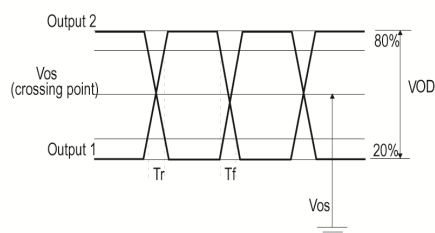
France: 0800 901 383
USA: +1.760.318.2824

Email: info@iqdfrequencyproducts.com
Web: www.iqdfrequencyproducts.com

Packaging Details

- Pack Style: Bulk Loose in bulk pack
Pack Size: 100
- Pack Style: Reel Tape & reel in accordance with EIA-481-D
Pack Size: 1,000
- Pack Style: Cutt Cut tape
Pack Size: 1

Wave Form



Electrical Specification - maximum limiting values 3.3V ±5%

Frequency Min	Frequency Max	Temperature Range	Stability (Min)	Current Draw	Rise and Fall Time	Duty Cycle
		°C	ppm	mA	ns	%
75.0MHz	270.0MHz	-10 to 70	±25.0	66	0.7	45/55%
		-40 to 85	±50.0	66	0.7	45/55%

This document was correct at the time of printing; please contact your local sales office for the latest version.

[Click to view latest version on our website.](#)

Sales Office Contact Details:

UK: +44 (0)1460 270200
Germany: 0800 1808 443

France: 0800 901 383
USA: +1.760.318.2824

Email: info@iqdfrequencyproducts.com
Web: www.iqdfrequencyproducts.com