

ISSUE 7; June 2019

Description

- Standard 7 x 5mm Voltage Controlled Crystal Oscillators
Pulling of ± 100 ppm min APR
Ceramic package with a seam sealed metal lid, hermetically sealed



Frequency Parameters

- Frequency 1.5MHz to 80.0MHz
- Frequency Stability ± 100.00 ppm

Electrical Parameters

- Supply Voltage 3.3V ± 0.3 V

Frequency Adjustment

- Pulling ± 100 ppm min APR
- Control Voltage 1.65V ± 1.65 V
- Input Impedance 50k Ω min
- Modulation Bandwidth: >10kHz (@-3dB, Vc=2.5V)
- Linearity: Positive < $\pm 10\%$

Operating Temperature Ranges

- 0 to 70°C

Output Details

- Output Compatibility HCMOS
- Drive Capability 15pF max

Output Control

- Logic '1' (>2.5V) to pad 2 enables oscillator output
Logic '0' (<0.5V) to pad 2 disables oscillator output; when disabled the oscillator output goes to the high impedance state
No connection pad 2 enables oscillator output

Noise Parameters

- Phase Jitter: 20ps max @ 1sigma

Environmental Parameters

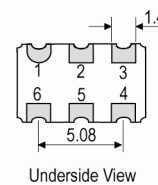
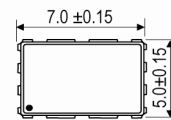
- Operable Temperature Range: -40 to 85°C
- Shock: MIL-STD-202, Method 213, Cond. E
- Vibration: MIL-STD-883, Method 2007, Cond. A
- Storage Temperature Range: -55 to 125°C

Manufacturing Details

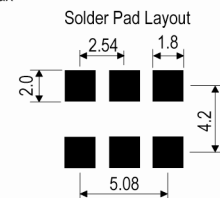
- RoHS Terminations NiAu
- RoHS Reflow 260degC 10s



Outline (mm)



- Pad Connections
- Voltage Control
 - Tri-State Operation
 - Ground
 - Output
 - N/C
 - +Vs



Sales Office Contact Details:

UK: +44 (0)1460 270200

USA: +1.760.318.2824

Email: info@iqdfrequencyproducts.com

Web: www.iqdfrequencyproducts.com

Ordering Information

- Frequency*
- Model*
- Output
- Frequency Stability (over operating temperature range)
- Operating Temperature Range
- Supply Voltage
- Pullability
- Example
- 20.0MHz CFPV-45
- HCMOS ± 100 ppm 0 to 70C 3.3V ± 100 ppm min

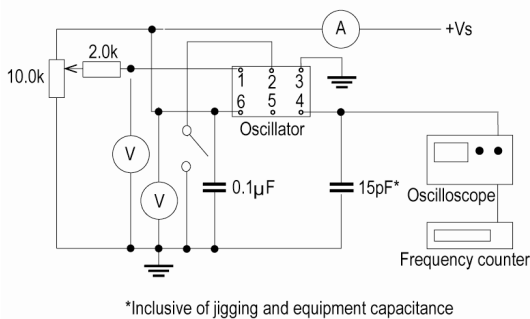
Compliance

- RoHS Status (2015/863/EU) Compliant
- REACH Status Compliant
- MSL Rating (JDEC-STD-033): Not Applicable

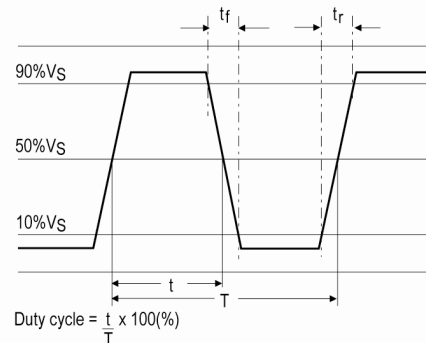
Packaging Details

- Pack Style: Reel Tape & reel in accordance with EIA-481-D
- Pack Size: 1,000
- Pack Style: Bulk Loose in bulk pack
- Pack Size: 100
- Pack Style: Cutt In tape, cut from a reel
- Pack Size: 100

Test Circuit



Wave Form



Electrical Specification - maximum limiting values 3.3V ± 0.3 V

Frequency Min	Frequency Max	Temperature Range	Stability (Min)	Current Draw	Rise and Fall Time	Duty Cycle
		°C	ppm	mA	ns	%
1.5MHz	80.0MHz	0 to 70	± 100.0	50	10	40/60%

This document was correct at the time of printing; please contact your local sales office for the latest version.

[Click to view latest version on our website.](#)

Sales Office Contact Details:

UK: +44 (0)1460 270200

USA: +1.760.318.2824

Email: info@iqdfrequencyproducts.com

Web: www.iqdfrequencyproducts.com