

ISSUE 7; September 2023

### Description

- Standard 7 x 5mm Voltage Controlled Crystal Oscillators  
Pulling of  $\pm 100$ ppm min APR  
Available in 5.0V supply  
Ceramic package with a seam sealed metal lid, hermetically sealed



### Frequency Parameters

- Frequency 1.5MHz to 51.84MHz
- Frequency Stability  $\pm 100.00$ ppm

### Electrical Parameters

- Supply Voltage 5.0V  $\pm 0.25$ V

### Frequency Adjustment

- Pulling  $\pm 100$ ppm min APR
- Control Voltage 2.5V  $\pm 2.0$ V
- Input Impedance 50k $\Omega$  min
- Modulation Bandwidth: >10kHz (@-3dB, Vc=2.5V)
- Linearity: Positive <  $\pm 10$ %

### Operating Temperature Ranges

- 0 to 70°C

### Output Details

- Output Compatibility HCMOS
- Drive Capability 15pF max
- Logic '1' (>2.5V) to pad 2 enables oscillator output  
Logic '0' (<0.5V) to pad 2 disables oscillator output; when disabled the oscillator output goes to the high impedance state  
No connection pad 2 enables oscillator output

### Noise Parameters

- Phase Jitter: 20ps max @ 1sigma

### Environmental Parameters

- Operable Temperature Range: -40 to 85°C
- Shock: MIL-STD-202, Method 213, Cond. E
- Vibration: MIL-STD-883, Method 2007, Cond. A
- Storage Temperature Range: -55 to 125°C

### Manufacturing Details

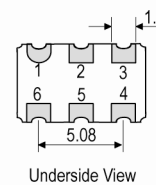
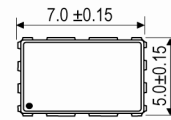
- RoHS Terminations NiAu
- RoHS Reflow 260degC 10s

### Ordering Information

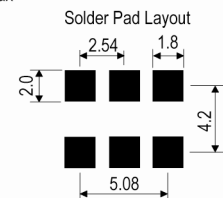
- Frequency\*
- Model\*
- Output
- Frequency Stability (over operating temperature range)
- Operating Temperature Range
- Supply Voltage
- Pullability
- Example  
20.0MHz CFPV-46  
HCMOS  $\pm 100$ ppm 0 to 70C 5.0V  $\pm 100$ ppm min



### Outline (mm)



- Pad Connections
- Voltage Control
  - Tri-State Operation
  - Ground
  - Output
  - N/C
  - +Vs



### Sales Office Contact Details:

UK: +44 (0)1460 270200

USA: +1 760 318 2824

Email: [info@iqdfrequencyproducts.com](mailto:info@iqdfrequencyproducts.com)

Web: [www.iqdfrequencyproducts.com](http://www.iqdfrequencyproducts.com)

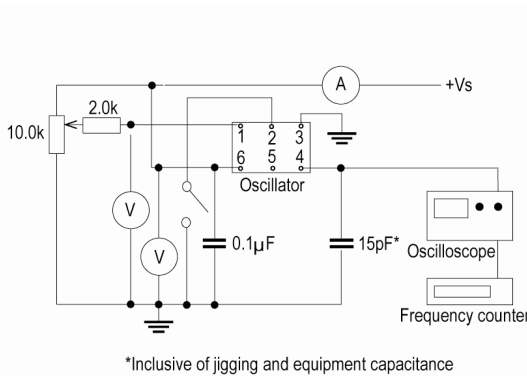
### Compliance

- RoHS Status (2015/863/EU)      Compliant
- REACH Status                              Compliant
- MSL Rating (JDEC-STD-033):      Not Applicable

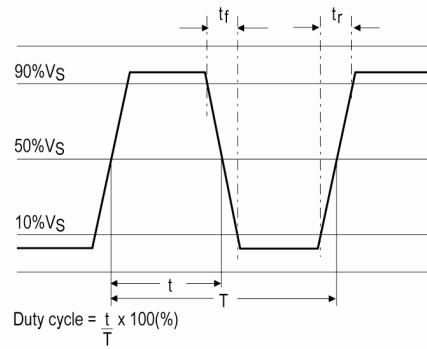
### Packaging Details

- Pack Style: Reel      Tape & reel in accordance with EIA-481-D  
Pack Size: 1,000
- Pack Style: Bulk      Loose in bulk pack  
Pack Size: 100
- Pack Style: Cutt      In tape, cut from a reel  
Pack Size: 100

### Test Circuit



### Wave Form



### Electrical Specification - maximum limiting values 5.0V ±0.25V

Frequency Min	Frequency Max	Temperature Range	Stability (Min)	Current Draw	Rise and Fall Time	Duty Cycle
		°C	ppm	mA	ns	%
1.5MHz	51.84MHz	0 to 70	±100.0	60	10	40/60%

*This document was correct at the time of printing; please contact your local sales office for the latest version.*  
[Click to view latest version on our website.](#)

### Sales Office Contact Details:

UK: +44 (0)1460 270200

USA: +1 760 318 2824

Email: [info@iqdfrequencyproducts.com](mailto:info@iqdfrequencyproducts.com)

Web: [www.iqdfrequencyproducts.com](http://www.iqdfrequencyproducts.com)