



ISSUE 1; January 2016

Description

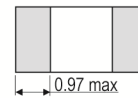

- An increasing number of applications require the use of high temperature crystals. For these applications we offer the CX9HT AT. These crystals are designed to operate at temperatures up to and including 225°C. The frequency range offered is 14MHz to 250MHz. The expected life at 200°C is in excess of 1,000 hours.
- -C-SM1 Gold plated (RoHS)
- -C-SM4 Solder Plated (RoHS)
- -C-SM5 Solder dipped (RoHS)
- FEATURES:
High temperature operation up to 225°C
High shock resistance
Hermetically sealed ceramic package
- APPLICATIONS:
Industrial -
Downhole instrumentation
Rotary shaft sensors
Underground boring tools
- Please note that all data is only valid at 25°C unless otherwise stated.



Outline (mm) -C-SM5 = Solder dipped (RoHS)

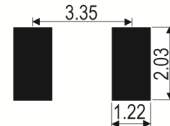


Height (H) = Ceramic Lid
SM1 0.97 max
SM5 1.02 max



Underside View

Solder Pad Layout



Frequency Parameters

- Frequency 14.0MHz to 250.0MHz
- Frequency Tolerance ±100.00ppm
- Tolerance Condition @ 25°C
- Frequency Stability ±125.00ppm to ±300.00ppm
- Ageing ±5ppm max in 1st year @ 25°C
- Note: Tighter Frequency Tolerances are available - please contact an IQD Sales Office

Electrical Parameters

- Load Capacitance (CL) 10.0pF
- Drive Level 200µW max <50MHz, 100µW max ≥50MHz
- Typical Motional Parameters:
Freq 25MHz: R 30Ω, C1 1.8fF, Co 1.0pF Q 120k
Freq 49MHz: R 30Ω, C1 2.1fF, Co 1.0pF Q 60k

Operating Temperature Ranges

- -55 to 150°C
- -55 to 175°C
- -55 to 200°C
- 25 to 200°C
- -55 to 225°C
- 25 to 225°C

Environmental Parameters

- Storage Temperature Range: -55 to 125°C
- Shock: 5000G, 0.3ms, 1/2 sine
- Vibration: 20G rms, 10-2000Hz
- Note: Higher Shock and Vibration requirements are available - please contact an IQD Sales Office

Manufacturing Details

- Maximum Process Temperature: 260°C (20secs max)

Sales Office Contact Details:

UK: +44 (0)1460 270200
Germany: 0800 1808 443

France: 0800 901 383
USA: +1.760.318.2824

Email: info@iqdfrequencyproducts.com
Web: www.iqdfrequencyproducts.com

Ordering Information

- Frequency*
- Model*
- Termination Variant*
- Frequency Tolerance (@ 25°C)*
- Frequency Stability (over operating temperature range)*
- Operating Temperature Range*
- Load Capacitance
(*minimum required)
- Termination Variants:
 - SM1 = Gold Plated
 - SM4 = Solder Plated
 - SM5 = Solder Dipped
- Example
20.0MHz CX9HT AT-C-SM1
±100ppm ±175ppm -55 to 200C FUND

Compliance

- RoHS Status (2011/65/EU) Compliant
- REACH Status Compliant
- MSL Rating (JDEC-STD-033): Not Applicable

Packaging Details

- Pack Style: Tray Tray
Pack Size: 1
- Pack Style: Reel Tape & reel in accordance with EIA-481-D
Pack Size: 1,000

Electrical Specification - maximum limiting values

Frequency Min	Frequency Max	Temperature Range	Stability Min*	Overtone Order	ESR
		°C	ppm		Ω
14.0MHz	250.0MHz	25 to 200	±200	Fundamental	-
		25 to 225	±300		-
		-55 to 150	±125		-
		-55 to 175	±150		-
		-55 to 200	±175		-
		-55 to 225	±250		-

*Stability Maximum values ±300ppm

This document was correct at the time of printing; please contact your local sales office for the latest version.

[Click to view latest version on our website.](#)

Sales Office Contact Details:

UK: +44 (0)1460 270200
Germany: 0800 1808 443

France: 0800 901 383
USA: +1.760.318.2824

Email: info@iqdfrequencyproducts.com
Web: www.iqdfrequencyproducts.com