

ISSUE 5; March 2016

Description

- Zarlink approved TCXO for GR-1244 & GR-253 Stratum 3 applications.

Frequency Parameters

- Frequency 20.0MHz
- Frequency Stability $\pm 0.28\text{ppm}$

Electrical Parameters

- Supply Voltage 3.3V $\pm 5\%$

Operating Temperature Ranges

- 40 to 85°C

Output Details

- Output Compatibility HCMOS
- Drive Capability 15pF max

Output Control

- Tri-State Operation:
 - Logic '1' ($\geq 60\%V_S$) to pad 8 enables output
 - Logic '0' ($\leq 20\%V_S$) to pad 8 disables output
 - When at logic '0' the output stage is disabled for all output options, but the oscillator and compensation circuit are still active (Current consumption $< 1\text{mA}$)

Output Levels

- VOL: $\leq 10\% V_S$
- VOH: $\geq 90\% V_S$

Noise Parameters

- Phase Noise (max):
 - 85dBc/Hz @ 10Hz
 - 110dBc/Hz @ 100Hz
 - 125dBc/Hz @ 1kHz
 - 130dBc/Hz @ 10kHz

Environmental Parameters

- Storage Temperature: -55 to 125°C
- Shock: IEC 60068-2-27, Test Ea: 980m/s² acceleration for 6ms, 3 shocks in each of 3 mutually perpendicular planes
- Vibration: IEC 60068-2-6, Test Fc, Procedure B4: 10Hz-60Hz 1.5mm displacement, 60-2000Hz at 98.1m/s², 30mins in 3 mutually perpendicular planes at 1 oct/min

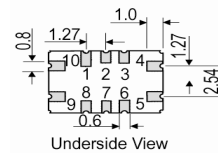
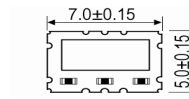
Ordering Information

- Frequency*
Model*
- Example:
20.0MHz E3199

Compliance

- RoHS Status (2011/65/EU) Compliant
- REACH Status Compliant
- MSL Rating (JDEC-STD-033): Not Applicable
- Soldering: Suitable for Convection Reflow soldering. Peak tempera

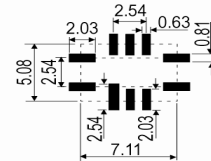
Outline (mm)



Pad Connections

- Do not connect
 - N/C
 - Do not connect
 - GND
 - Output
 - N/C
 - N/C
 - Tri-state Control *
 - +Vs
 - Do not connect
- * Leave unconnected if not required

Solder Pad Layout



Sales Office Contact Details:

UK: +44 (0)1460 270200

Germany: 0800 1808 443

France: 0800 901 383

USA: +1.760.318.2824

Email: info@iqdfrequencyproducts.com

Web: www.iqdfrequencyproducts.com

Packaging Details

- Pack Style: Bulk Loose in bulk pack
Pack Size: 10
- Pack Style: Reel Tape & reel in accordance with EIA-481-D
Pack Size: 1,000

Electrical Specification - maximum limiting values 3.30V ±5%

Frequency	Temperature Range	Stability (Min)	Current Draw	Rise and Fall Time	Duty Cycle
	°C	ppm	mA	ns	%
20.0MHz	-40 to 85	±0.28	6	8	45/55%

This document was correct at the time of printing; please contact your local sales office for the latest version.

[Click to view latest version on our website.](#)

Sales Office Contact Details:

UK: +44 (0)1460 270200

France: 0800 901 383

Email: info@iqdfrequencyproducts.com

Germany: 0800 1808 443

USA: +1.760.318.2824

Web: www.iqdfrequencyproducts.com