

ISSUE 1; July 2024

### Description

- Ceramic package with a hermetically seam sealed metal lid suitable for automotive applications. Qualified to AEC-Q200 Rev D and with IATF-16949:2016 release. Not suitable for safety critical applications.



### Frequency Parameters

- Frequency 1.0MHz to 135.0MHz
- Frequency Stability  $\pm 25.00\text{ppm}$  to  $\pm 100.00\text{ppm}$
- Ageing  $\pm 5\text{ppm}$  max per year @ 25°C

### Electrical Parameters

- Supply Voltage 3.3V  $\pm 10\%$

### Operating Temperature Ranges

- -40 to 85°C
- -40 to 125°C

### Output Details

- Output Compatibility CMOS
- Drive Capability 15pF

### Output Control

- Enable/Disable Operation:  
Logic '1' (>70% Vs) to pad 1 enables oscillator output.  
Logic '0' (<30% Vs) to pad 1 disables oscillator output; the oscillator output goes to the high impedance state.  
No connection to pad 1 enables oscillator output.
- Standby Current:  
-40 to 85°C: 10µA max  
-40 to 125°C: 20µA max

### Output Levels

- Output High (VoH): 90% of Vs min  
Output Low (VoL): 10% of Vs max

### Environmental Parameters


- Storage Temperature Range: -55 to 150°C
- Qualified to AEC-Q200 Rev D

### Ordering Information

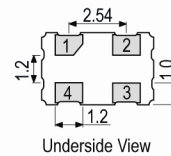
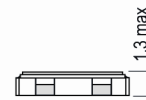
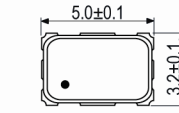
- Frequency\*  
Model\*  
Output  
Frequency Stability\*  
Operating Temperature Range\*  
Supply Voltage  
(\*minimum required)
- Example  
20.0MHz IQXO-581 AUTO  
CMOS  $\pm 100\text{ppm}$  -40 to 125C 3.3V

### Compliance

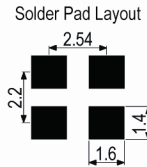
- RoHS Status (2015/863/EU) Compliant
- REACH Status Compliant
- MSL Rating (JDEC-STD-033): Not Applicable



### Outline (mm)



- Pad Connections
1. Enable/Disable
  2. GND
  3. Output
  4. +Vs



### Sales Office Contact Details:

UK: +44 (0)1460 270200

Email: [info@iqdfrequencyproducts.com](mailto:info@iqdfrequencyproducts.com)

Web: [www.iqdfrequencyproducts.com](http://www.iqdfrequencyproducts.com)

### Packaging Details

- Pack Style: Bulk      Loose in bulk pack  
Standard Pack Quantity: 100
- Pack Style: Reel      Tape & reel in accordance with EIA-481  
Standard Pack Quantity: 1,000
- Pack Style: Cutt      Cut tape  
Standard Pack Quantity: 100

### Electrical Specification - maximum limiting values 3.3V $\pm$ 10%

Frequency Min	Frequency Max	Temperature Range	Stability (Min)	Current Draw	Rise and Fall Time	Duty Cycle
		°C	ppm	mA	ns	%
1.0MHz	19.999999MHz	-40 to 85	$\pm$ 25.0	7	10	40/60%
		-40 to 125	$\pm$ 50.0	7	10	40/60%
20.0MHz	31.999999MHz	-40 to 85	$\pm$ 25.0	12	10	40/60%
		-40 to 125	$\pm$ 50.0	12	10	40/60%
32.0MHz	49.999999MHz	-40 to 85	$\pm$ 25.0	20	10	40/60%
		-40 to 125	$\pm$ 50.0	20	10	40/60%
50.0MHz	79.999999MHz	-40 to 85	$\pm$ 25.0	25	8	40/60%
		-40 to 125	$\pm$ 50.0	25	8	40/60%
80.0MHz	99.999999MHz	-40 to 85	$\pm$ 25.0	30	5	40/60%
		-40 to 125	$\pm$ 50.0	30	5	40/60%
100.0MHz	135.0MHz	-40 to 85	$\pm$ 25.0	40	4	40/60%
		-40 to 125	$\pm$ 50.0	40	4	40/60%

*This document was correct at the time of printing; please contact your local sales office for the latest version.*

[Click to view latest version on our website.](#)

### Sales Office Contact Details:

UK: +44 (0)1460 270200

Email: [info@iqdfrequencyproducts.com](mailto:info@iqdfrequencyproducts.com)

Web: [www.iqdfrequencyproducts.com](http://www.iqdfrequencyproducts.com)