



## **IQXO-618**

**LVDS output crystal oscillator in a hermetically sealed ceramic package with a seam sealed metal lid.**

<b>Model Name</b>	<b>Description</b>
<b>IQXO-618-25</b>	<b>A 2.5V version</b>
<b>IQXO-618-33</b>	<b>A 3.3V version</b>

ISSUE 2; October 2020

### Description

- LVDS output crystal oscillator in a hermetically sealed ceramic package with a seam sealed metal lid.
- Developed Frequencies: 25.0MHz, 50.0MHz, 80.0MHz, 100.0MHz, 125.0MHz, 133.3330MHz, 148.50MHz and 156.250MHz
- Note: Operating temperature ranges -40 to 105°C and -40 to 125°C are intended for industrial use and not for safety critical applications such as automotive. Please contact IQD for alternative options.



### Frequency Parameters

- Frequency 13.5MHz to 156.25MHz
- Frequency Stability  $\pm 25.00\text{ppm}$  to  $\pm 100.00\text{ppm}$
- Ageing  $\pm 3\text{ppm}$  max per year at 25°C

### Electrical Parameters

- Supply Voltage 2.5V  $\pm 5\%$

### Operating Temperature Ranges

- -10 to 70°C
- -40 to 85°C
- -40 to 105°C
- -40 to 125°C

### Output Details


- Output Compatibility LVDS
- Drive Capability 100Ω
- Differential Output Voltage (VOD): 0.247V min, 0.33V typ, 0.454V max
- Offset Voltage (VOS): 1.125V min, 1.250V typ, 1.375V max.
- Output Voltage Levels:  
Output Low (VOL): 0.9V min  
Output High (VOH): 1.6V max

### Output Control

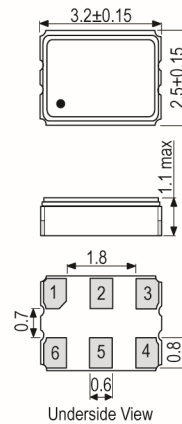
- Standby Operation:  
Logic '1' ( $\geq 70\%$  Vs) to pad 1 enables oscillator output.  
Logic '0' ( $\leq 30\%$  Vs) to pad 1 disables oscillator output; when disabled the oscillator output goes to the high impedance state.  
No connection to pad 1 enables oscillator output.
- Start-Up Time: 10ms max
- Standby Current: 10μA max

### Noise Parameters

- Phase Jitter (12kHz to 20MHz): 1ps rms max

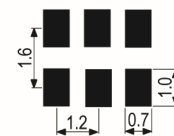


### Outline (mm)



- #### Pad Connections
1. Standby Operation
  2. N/C
  3. GND
  4. Output +
  5. Output -
  6. +Vs

#### Solder Pad Layout



ISSUE 2; October 2020

### Environmental Parameters

- Storage Temperature Range: -55 to 125°C
- Drop Test (JIS-C0044): the specimen is measured for frequency before the test. It is then dropped from a height of 100cm min as a free fall object onto a hard wooden plate of thickness 30mm min.
- Vibration (MIL-STD-883F : 2007.3): the specimen is measured for frequency before the test. Test in X,Y and Z axes for the vibration test. Frequency range: 20~2000Hz, peak to peak amplitude: 1.52mm, peak acceleration: 20G, sweep time: 20 minute/axis, pendicular total test time: 4 hours.
- Low Temp Exposure (JIS-C0020): the specimen is measured for frequency before the test. Expose device to -40°C±3°C for 168±6 hours. Measure electrical performance after leaving 1~2 hours at room temperature.
- Ageing Test (JIS-C0021): the specimen is measured for frequency before the test. Expose device to +125°C±3°C for 720±48 hours. Measure electrical performance after leaving 1~2 hours at room temperature.
- High Temperature and Humidity (MIL-STD-883F : 1004.7): the specimen is measured for frequency before the test. Expose device to +85°C±5°C and 85±5% humidity for 168±6 hours. Measure electrical performance after leaving 1~2 hours at room temperature.
- Temperature Cycle Test (MIL-STD-883F : 1010.8): the specimen is measured for frequency before the test. Expose device to 100 cycles of:  
Low temp: -55°C±3°C for 15±3 min  
Ramp up to high temp: 2-3 mins  
High temp: +125°C±3°C for 15±3 min  
Ramp down to low temp: 2-3 mins  
Measure electrical performance after leaving 1~2 hours at room temperature.

### Ordering Information

- \*Minimum info required  
Frequency\*  
Model\*  
Output  
Frequency Stability (over operating temperature range)\*  
Operating Temperature Range\*  
Supply Voltage
- Example  
20.0MHz IQXO-618-25  
LVDS ±30ppm -40 to 85C 2.5V

### Compliance

- RoHS Status (2011/65/EU)      Compliant
- REACH Status                      Compliant
- MSL Rating (JDEC-STD-033):    Not Applicable

### Packaging Details

- Pack Style: Cutt      In tape, cut from a reel  
Pack Size: 100
- Pack Style: RL3K      Tape & reel in accordance with EIA-481-D  
Pack Size: 3,000



ISSUE 2; October 2020

Electrical Specification - maximum limiting values 2.5V  $\pm$ 5%

Frequency	Frequency Max	Temperature Range	Stability Min	Current Draw	Rise and Fall Time (20-80%)	Duty Cycle
		°C	ppm	mA	ns	%
13.5MHz	99.999999MHz	-10 to 70	$\pm$ 25.0	50	1	45/55%
		-40 to 85	$\pm$ 30.0	50	1	45/55%
		-40 to 125	$\pm$ 70.0	50	1	45/55%
		-40 to 105	$\pm$ 50.0	50	1	45/55%
100.0MHz	156.25MHz	-10 to 70	$\pm$ 25.0	50	0.5	45/55%
		-40 to 85	$\pm$ 30.0	50	0.5	45/55%
		-40 to 125	$\pm$ 70.0	50	0.5	45/55%
		-40 to 105	$\pm$ 50.0	50	0.5	45/55%

*This document was correct at the time of printing; please contact your local sales office for the latest version.*

[Click to view latest version on our website.](#)

ISSUE 2; October 2020

### Description

- LVDS output crystal oscillator in a hermetically sealed ceramic package with a seam sealed metal lid.
- Developed Frequencies: 25.0MHz, 50.0MHz, 80.0MHz, 100.0MHz, 125.0MHz, 133.3330MHz, 148.50MHz and 156.250MHz
- Note: Operating temperature ranges -40 to 105°C and -40 to 125°C are intended for industrial use and not for safety critical applications such as automotive. Please contact IQD for alternative options.



### Frequency Parameters

- Frequency 13.5MHz to 156.25MHz
- Frequency Stability  $\pm 25.00\text{ppm}$  to  $\pm 100.00\text{ppm}$
- Ageing  $\pm 3\text{ppm}$  max per year at 25°C

### Electrical Parameters

- Supply Voltage 3.3V  $\pm 5\%$

### Operating Temperature Ranges

- -10 to 70°C
- -40 to 85°C
- -40 to 105°C
- -40 to 125°C

### Output Details


- Output Compatibility LVDS
- Drive Capability 100Ω
- Differential Output Voltage (VOD): 0.247V min, 0.33V typ, 0.454V max
- Offset Voltage (VOS): 1.125V min, 1.25V typ, 1.375V max.
- Output Voltage Levels:  
Output Low (VOL): 0.9V min  
Output High (VOH): 1.6V max

### Output Control

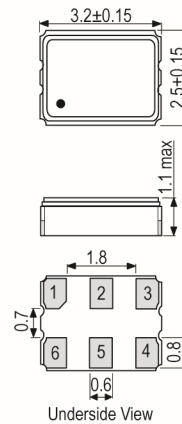
- Standby Operation:  
Logic '1' ( $\geq 70\%$  Vs) to pad 1 enables oscillator output.  
Logic '0' ( $\leq 30\%$  Vs) to pad 1 disables oscillator output; when disabled the oscillator output goes to the high impedance state.  
No connection to pad 1 enables oscillator output.
- Start-up Time: 10ms max
- Standby Current: 10μA max

### Noise Parameters

- Phase Jitter (12kHz to 20MHz): 1ps rms max

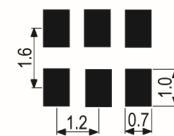


### Outline (mm)



- #### Pad Connections
1. Standby Operation
  2. N/C
  3. GND
  4. Output +
  5. Output -
  6. +Vs

#### Solder Pad Layout



ISSUE 2; October 2020

### Environmental Parameters

- Storage Temperature Range: -55 to 125°C
- Drop Test (JIS-C0044): the specimen is measured for frequency before the test. It is then dropped from a height of 100cm min as a free fall object onto a hard wooden plate of thickness 30mm min.
- Vibration (MIL-STD-883F : 2007.3): the specimen is measured for frequency before the test. Test in X,Y and Z axes for the vibration test. Frequency range: 20~2000Hz, peak to peak amplitude: 1.52mm, peak acceleration: 20G, sweep time: 20 minute/axis, pendicular total test time: 4 hours.
- Low Temp Exposure (JIS-C0020): the specimen is measured for frequency before the test. Expose device to -40°C±3°C for 168±6 hours. Measure electrical performance after leaving 1~2 hours at room temperature.
- Ageing Test (JIS-C0021): the specimen is measured for frequency before the test. Expose device to +125°C±3°C for 720±48 hours. Measure electrical performance after leaving 1~2 hours at room temperature.
- High Temperature and Humidity (MIL-STD-883F : 1004.7): the specimen is measured for frequency before the test. Expose device to +85°C±5°C and 85±5% humidity for 168±6 hours. Measure electrical performance after leaving 1~2 hours at room temperature.
- Temperature Cycle Test (MIL-STD-883F : 1010.8): the specimen is measured for frequency before the test. Expose device to 100 cycles of:  
Low temp: -55°C±3°C for 15±3 min  
Ramp up to high temp: 2-3 mins  
High temp: +125°C±3°C for 15±3 min  
Ramp down to low temp: 2-3 mins  
Measure electrical performance after leaving 1~2 hours at room temperature.

### Ordering Information

- \*Minimum info required  
Frequency\*  
Model\*  
Output  
Frequency Stability (over operating temperature range)\*  
Operating Temperature Range\*  
Supply Voltage
- Example  
20.0MHz IQXO-618-33  
LVDS ±30ppm -40 to 85C 3.3V

### Compliance

- RoHS Status (2011/65/EU)      Compliant
- REACH Status                      Compliant
- MSL Rating (JDEC-STD-033):    Not Applicable

### Packaging Details

- Pack Style: RL3K      Tape & reel in accordance with EIA-481-D  
Pack Size: 3,000
- Pack Style: Cutt      In tape, cut from a reel  
Pack Size: 100

ISSUE 2; October 2020

Electrical Specification - maximum limiting values 3.3V  $\pm$ 5%

Frequency	Frequency Max	Temperature Range	Stability Min	Current Draw	Rise and Fall Time	Duty Cycle
		°C	ppm	mA	ns	%
13.5MHz	99.999999MHz	-10 to 70	$\pm$ 25.0	50	1	45/55%
		-40 to 85	$\pm$ 30.0	50	1	45/55%
		-40 to 125	$\pm$ 70.0	50	1	45/55%
		-40 to 105	$\pm$ 50.0	50	1	45/55%
100.0MHz	156.25MHz	-10 to 70	$\pm$ 25.0	50	0.5	45/55%
		-40 to 85	$\pm$ 30.0	50	0.5	45/55%
		-40 to 125	$\pm$ 70.0	50	0.5	45/55%
		-40 to 105	$\pm$ 50.0	50	0.5	45/55%

*This document was correct at the time of printing; please contact your local sales office for the latest version.*

[Click to view latest version on our website.](#)

**Sales Office Contact Details:**

UK: +44 (0)1460 270200

Germany: 0800 1808 443

France: 0800 901 383

USA: +1.760.318.2824

Email: [info@iqdfrequencyproducts.com](mailto:info@iqdfrequencyproducts.com)

Web: [www.iqdfrequencyproducts.com](http://www.iqdfrequencyproducts.com)