



IQXO-79x

Standard 2.5 x 2.0mm oscillator in a ceramic package with a hermetically sealed metal lid

Model Name	Description
IQXO-791	A 3.3V version
IQXO-793	A 2.5V version
IQXO-794	A 1.8V version

ISSUE 1; December 2017

Description

- Standard 2.5 x 2.0mm oscillator in a ceramic package with a hermetically sealed metal lid



Frequency Parameters

- Frequency: 1.0MHz to 66.0MHz
- Frequency Stability: $\pm 20.00\text{ppm}$ to $\pm 100.00\text{ppm}$
- Ageing: $\pm 3\text{ppm}$ max per year @ 25°C

Electrical Parameters

- Supply Voltage: 3.3V $\pm 10\%$

Operating Temperature Ranges

- 0 to 70°C
- 40 to 85°C

Output Details

- Output Compatibility: HCMOS
- Drive Capability: 15pF
- Output Voltage Levels:
 - Output Low (VoL): 10%Vs max
 - Output High (VoH): 90%Vs min
- Start Up Time: 10ms max

Output Control

- Stand-by Operation:
 - Logic '1' ($\geq 70\%$ Vs) to pad 1 enables oscillator output.
 - Logic '0' ($\leq 30\%$ Vs) to pad 1 disables oscillator output; when disabled the oscillator output goes to the high impedance state.
 - No connection to pad 1 enables oscillator output.
- Stand-by Current: 10 μ A max

Noise Parameters

- Period Jitter (pk-pk): $\pm 80\text{ps}$ typ
- Period Jitter (1 σ): $\pm 10\text{ps}$ typ
- Phase Jitter (12kHz to 20MHz): 1ps rms max

Environmental Parameters


- Storage Temperature Range: -55 to 125°C
- Shock: MIL-STD-202, Method 213. Or comparable.
- Vibration: MIL-STD-883, Method 2007, Condition A. Or comparable.

Manufacturing Details

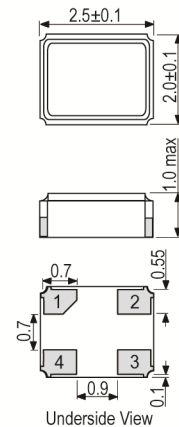
- Maximum Process Temperature: 260°C (10secs max)
- Note: Do not connect inductor or bead between pad 2 and GND as it can make the output unstable.

Ordering Information

- Frequency*
- Model*
- Output
- Frequency Stability (over operating temperature range)*
- Operating Temperature Range*
- Supply Voltage
- (*minimum required)
- Example
- 20.0MHz IQXO-791
- HCMOS $\pm 50\text{ppm}$ 0 to 70C 3.3V



Outline (mm)

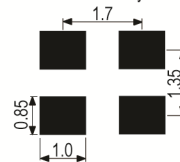


Pad Connections

- Enable/Disable
- GND
- Output
- +Vs

Note: Connect bypass capacitor 0.1 μ F or 0.01 μ F between +Vs and GND

Solder Pad Layout



ISSUE 1; December 2017

Compliance

- RoHS Status (2011/65/EU) Compliant
- REACH Status Compliant
- MSL Rating (JDEC-STD-033): Not Applicable

Packaging Details

- Pack Style: Reel Tape & reel in accordance with EIA-481D
 Pack Size: 3,000
- Pack Style: Cutt Cut tape
 Pack Size: 100

Electrical Specification - maximum limiting values 3.3V ±10%

Frequency Min	Frequency Max	Temperature Range	Stability (Min)	Current Draw	Rise and Fall Time	Duty Cycle
		°C	ppm	mA	ns	%
1.0MHz	50.0MHz	0 to 70	±20.0	10	10	40/60
		-40 to 85	±50.0	10	10	40/60
50.000001MHz	66.0MHz	0 to 70	±20.0	12	10	40/60
		-40 to 85	±50.0	12	10	40/60

*This document was correct at the time of printing; please contact your local sales office for the latest version.
[Click to view latest version on our website.](#)*

ISSUE 1; December 2017

Description

- Standard 2.5 x 2.0mm oscillator in a ceramic package with a hermetically sealed metal lid



Frequency Parameters

- Frequency: 1.0MHz to 50.0MHz
- Frequency Stability: $\pm 20.00\text{ppm}$ to $\pm 100.00\text{ppm}$
- Ageing: $\pm 3\text{ppm}$ max per year

Electrical Parameters

- Supply Voltage: 2.5V $\pm 5\%$

Operating Temperature Ranges

- 0 to 70°C
- 40 to 85°C

Output Details

- Output Compatibility: HCMOS
- Drive Capability: 15pF
- Output Voltage High: 90% of VS min
- Output Voltage Low: 10% of VS max

Output Control

- Standby Function (pin1):
No Connection = Output Enabled
>70% VS = Output Enabled
<30% VS = Output Disabled
(When disabled output goes to high impedance state)
- Start Up Time: 10ms max

Noise Parameters

- Jitter (Period pk-pk): $\pm 80\text{ps}$ typ
- Jitter (Period One Sigma): $\pm 10\text{ps}$ typ
- Jitter (Phase 12kHz to 20MHz): 1ps max

Environmental Parameters

- Storage Temperature Range: -55 to 125°C
- Shock: MIL-STD-202, Method 213. Or comparable.
- Vibration: MIL-STD-883, Method 2007. Or comparable.

Compliance


- RoHS Status (2011/65/EU): Compliant
- REACH Status: Compliant
- MSL Rating (JDEC-STD-033): Not Applicable

Packaging Details

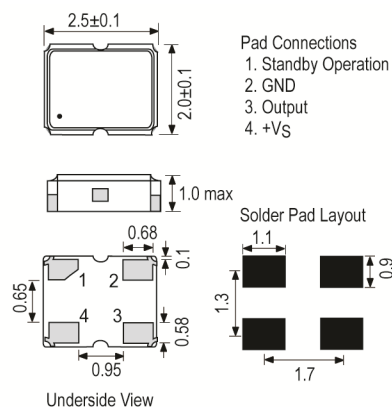
- Pack Style: Reel: Tape & reel in accordance with EIA-481D
Pack Size: 3,000
- Pack Style: Cutt: In tape, cut from a reel
Pack Size: 100

Electrical Specification - maximum limiting values 2.5V $\pm 5\%$

Frequency Min	Frequency Max	Temperature Range	Stability	Current Draw	Rise and Fall Time	Duty Cycle
		°C	ppm	mA	ns	%
1.0MHz	50.0MHz	0 to 70	± 20.0	10	10	40/60%
		-40 to 85	± 50.0	10	10	40/60%



Outline (mm)



This document was correct at the time of printing; please contact your local sales office for the latest version.

[Click to view latest version on our website.](#)

ISSUE 1; December 2017

Description

- Standard 2.5 x 2.0mm oscillator in a ceramic package with a hermetically sealed metal lid



Frequency Parameters

- Frequency: 1.0MHz to 60.0MHz
- Frequency Stability: $\pm 20.00\text{ppm}$ to $\pm 100.00\text{ppm}$
- Ageing: $\pm 3\text{ppm}$ max per year

Electrical Parameters

- Supply Voltage: 1.8V $\pm 5\%$

Operating Temperature Ranges

- 0 to 70°C
- 40 to 85°C

Output Details

- Output Compatibility: HCMOS
- Drive Capability: 15pF
- Output Voltage High: 90% of VS min
- Output Voltage Low: 10% of VS max

Output Control

- Standby Function (pin1):
No Connection = Output Enabled
>70% VS = Output Enabled
<30% VS = Output Disabled
(when disabled output goes to high impedance state)
- Start Up Time: 10ms max

Noise Parameters

- Jitter (Period pk-pk): $\pm 80\text{ps}$ typ
- Jitter (Phase 12kHz to 20MHz): 1ps max
- Jitter (Period One Sigma): $\pm 10\text{ps}$ typ

Environmental Parameters

- Shock: MIL-STD-202, Method 213. Or comparable.
- Vibration: MIL-STD-883, Method 2007. Or comparable.
- Storage Temperature Range: -55 to 125°C

Compliance


- RoHS Status (2011/65/EU): Compliant
- REACH Status: Compliant
- MSL Rating (JDEC-STD-033): Not Applicable

Packaging Details

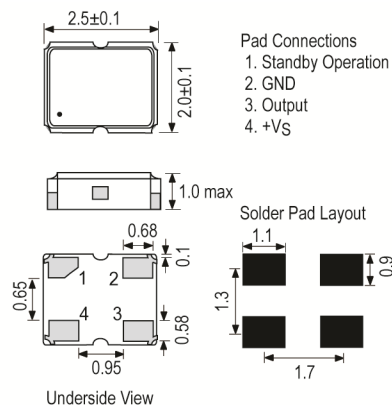
- Pack Style: Reel: Tape & reel in accordance with EIA-481D
Pack Size: 3,000
- Pack Style: Cutt: In tape, cut from a reel
Pack Size: 100

Electrical Specification - maximum limiting values 1.8V $\pm 5\%$

Frequency Min	Frequency Max	Temperature Range	Stability (Min)	Current Draw	Rise and Fall Time	Duty Cycle
		°C	ppm	mA	ns	%
1.0MHz	60.0MHz	0 to 70	± 20.0	10	10	40/60%
		-40 to 85	± 50.0	10	10	40/60%



Outline (mm)





ISSUE 1; December 2017

Sales Office Contact Details:

UK: +44 (0)1460 270200

Germany: 0800 1808 443

France: 0800 901 383

USA: +1.760.318.2824

Email: info@iqdfrequencyproducts.com

Web: www.iqdfrequencyproducts.com