

ISSUE 1; October 2016

Description

- The IQXV-88 VCXO combines very low RMS phase jitter and low supply current in an industry standard 7 x 5mm SMD package.
- Applications:
 - Basestation
 - Communications
 - Ethernet
 - Consumer Products
 - SONET/SDH
 - WiMAX/WLAN
- Features:
 - 0.5 ps integrated RMS phase jitter (12kHz to 20MHz)
 - Fast sample turnaround available
 - CMOS, LVPECL, or LVDS Output options
 - Wide frequency range
 - Low power differential outputs

Frequency Parameters

- Frequency 8.0MHz to 1.5GHz
- Frequency Stability $\pm 10.00\text{ppm}$ to $\pm 20.00\text{ppm}$
- Frequency Stability (including tolerance, temperature range, supply voltage variation, load variation and 15 years ageing at 25°C)

Electrical Parameters

- Supply Voltage Options:
 - 3.3V $\pm 10\%$
 - 2.5V $\pm 5\%$
- Supply Current:
 - CMOS 30mA max
 - LVPECL 65mA max
 - LVDS 40mA max

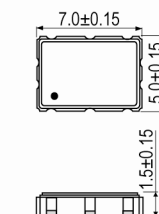
Frequency Adjustment

- Pulling $\pm 50\text{ppm}$ min APR
- Voltage Control:
 - Absolute Pull Range: (APR) $\pm 50\text{ppm}$ min
 - Total Pull Range: (Frequency shift from minimum to maximum control voltage): 50 to 250ppm max
 - Control Voltage (Nominal 1.65V): 0 to 3.3V
 - Linearity (Control voltage 0.3 to 3V): 10% max
 - Slope: Positive only
 - Modulation BW (Control voltage 0.3 to 3V): 10kHz min
 - Input Impedance: 1M Ω min

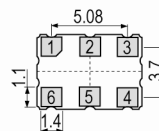
Operating Temperature Ranges

- -40 to 85°C

Outline (mm) 1.5mm package height

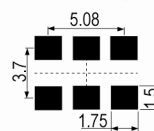


- Pad Connections
1. Voltage Control
 2. Enable/Disable or NC
 3. GND
 4. Output (CMOS)
 5. Output (LVPECL/LVDS) or E/D or NC
 6. +Vs

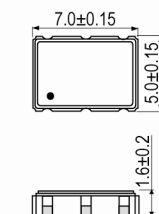


Underside View

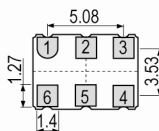
Solder Pad Layout



Outline (mm) 1.6mm package height

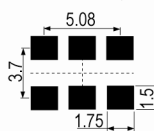


- Pad Connections
1. Voltage Control
 2. Enable/Disable or NC
 3. GND
 4. Output (CMOS)
 5. Output (LVPECL/LVDS) or E/D or NC
 6. +Vs

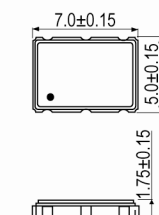


Underside View

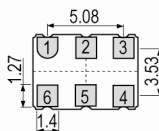
Solder Pad Layout



Outline (mm) = 1.75mm package height

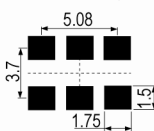


- Pad Connections
1. Voltage Control
 2. Enable/Disable or NC
 3. GND
 4. Output (CMOS)
 5. Output (LVPECL/LVDS) or E/D or NC
 6. +Vs



Underside View

Solder Pad Layout



Sales Office Contact Details:

UK: +44 (0)1460 270200

USA: +1.760.318.2824

Email: info@iqdfrequencyproducts.com

Web: www.iqdfrequencyproducts.com

Output Details

- Output Compatibility CMOS/LVPECL/LVDS
- Output Characteristics (CMOS up to 200MHz):
Load: 15pF
Output Low (Vol): 10%Vs max
Output High (Voh): 90%Vs min
Duty Cycle @ 50% Vs: 48/52% max
R/F Time (@ 90%/10%): 3ns max
Phase Jitter (12kHz-20MHz): 0.5ps rms max
- Output Characteristics (LVPECL):
Load: 50Ω
Output Low (Vol): Vs-1.6V max
Output High (Voh): Vs-1.03V min
Duty Cycle (@ Vs-1.3V): 48/52% max (45/55% over 600MHz)
R/F Time (@ 80%/20%): 0.6ns max
Phase Jitter (12kHz-20MHz): 0.5ps rms max
- Output Characteristics (LVDS):
Load: 100Ω
Differential Output Voltage: 350mV
Duty Cycle (@ 1.25V): 48/52% max (45/55% over 150MHz)
R/F Time: 0.6ns max
Phase Jitter (12kHz-20MHz): 0.5ps rms max

Output Control

- Enable/Disable:
Logic '1' (70%Vs min) or no connection enables oscillator output
Logic '0' (30%Vs max) disables oscillator output

Noise Parameters

- Phase Noise (typ at 77.76MHz):
-68dBc/Hz @ 10Hz
-95dBc/Hz @ 100Hz
-120dBc/Hz @ 1kHz
-125dBc/Hz @ 10kHz
-128dBc/Hz @ 100kHz
- Phase Noise (typ at 155.52MHz):
-62dBc/Hz @ 10Hz
-90dBc/Hz @ 100Hz
-112dBc/Hz @ 1kHz
-118dBc/Hz @ 10kHz
-120dBc/Hz @ 100kHz
- Phase Noise (typ at 622.08MHz):
-48dBc/Hz @ 10Hz
-78dBc/Hz @ 100Hz
-101dBc/Hz @ 1kHz
-107dBc/Hz @ 10kHz
-108dBc/Hz @ 100kHz

Environmental Parameters

- Shock: MIL-STD-883, Method 2002
- Storage Temperature Range: -55 to 125°C
- Humidity: after 48 hours at 85 °C ±2 °C 85 % relative humidity non-condensing
- Thermal Shock: MIL-STD-883, Method 1011
- Vibration: MIL-STD-883, Method 2007

Sales Office Contact Details:

UK: +44 (0)1460 270200

USA: +1.760.318.2824

Email: info@iqdfrequencyproducts.comWeb: www.iqdfrequencyproducts.com

Ordering Information

- *minimum information required
- Frequency*
- Model*
- Output Type*
- Pad 2 or 5 function*
- Supply Voltage*
- Frequency Stability*
- Operating Temperature Range*

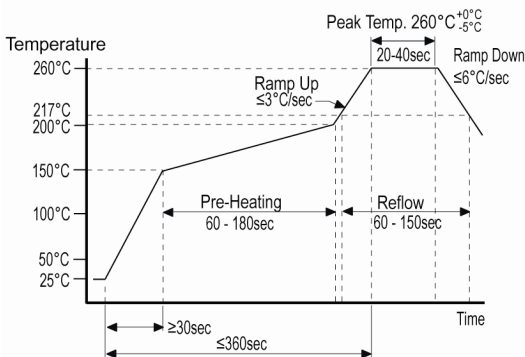
Compliance

- RoHS Status (2015/863/EU) Compliant
- REACH Status Compliant
- MSL Rating (JDEC-STD-033): Not Applicable

Packaging Details

- Pack Style: Bulk Loose in bulk pack
Pack Size: 1
- Pack Style: Reel Tape & reel in accordance with EIA-481-D
Pack Size: 2,000

Pb-Free Reflow



Electrical Specification - maximum limiting values

Frequency Min	Frequency Max	Temperature Range	Stability (Min)	Current Draw	Rise and Fall Time	Duty Cycle
		°C	ppm	mA	ns	%
8.0MHz	1.5GHz	-40 to 85	-	-	-	-

This document was correct at the time of printing; please contact your local sales office for the latest version.

[Click to view latest version on our website.](#)

Sales Office Contact Details:

UK: +44 (0)1460 270200

USA: +1.760.318.2824

Email: info@iqdfrequencyproducts.com

Web: www.iqdfrequencyproducts.com