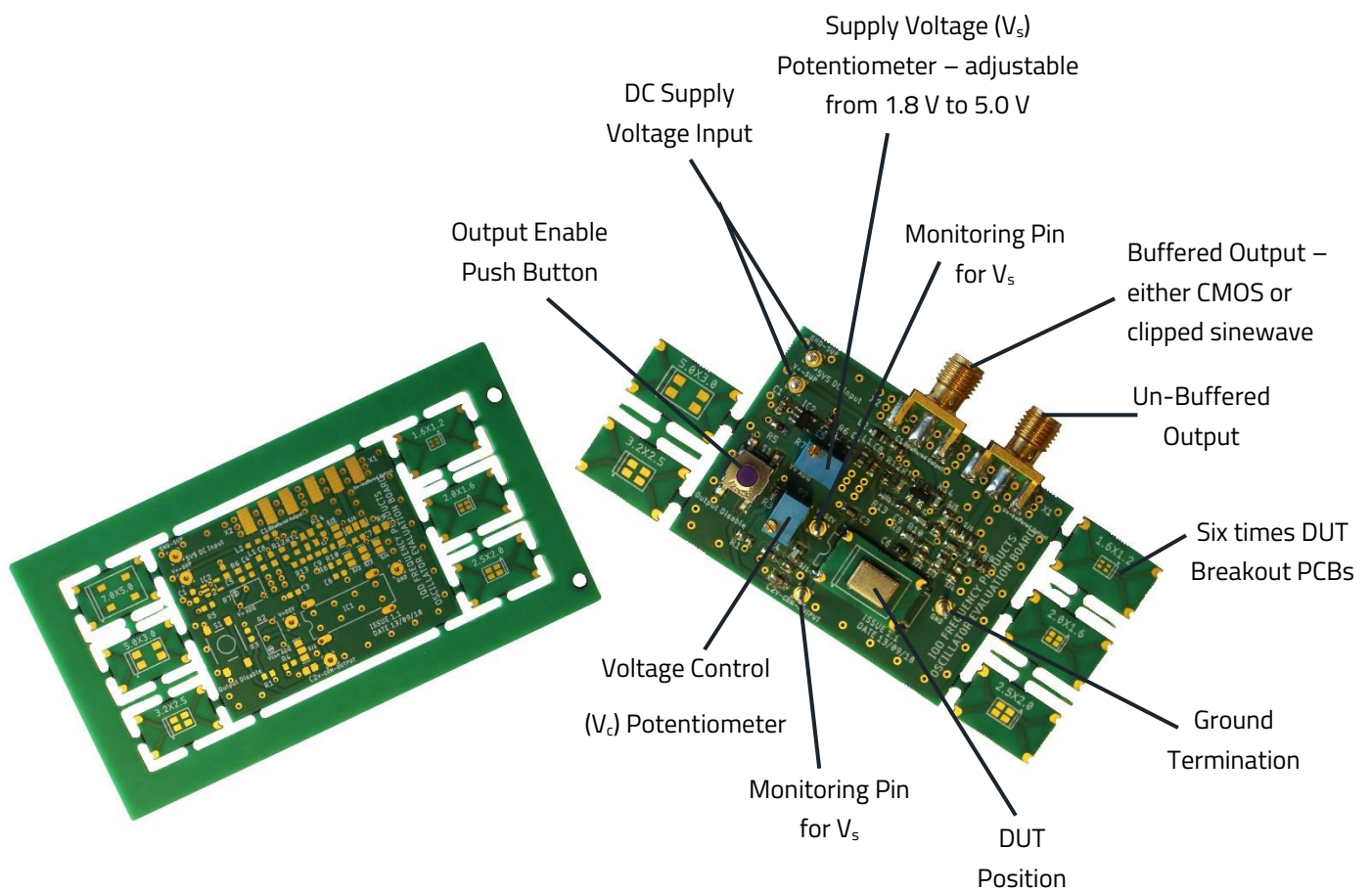


# Evaluation Board for Standard Oscillators



## Key Features

- Suitable for Clock Oscillators, VCXOs, TCXOs and VCTCXOs
- Suitable for standard four pad devices from 1.6 x 1.2 mm to 7.0 x 5.0 mm
- On board regulated power supply for products with supply voltages between 1.8 V and 5.0 V

## Evaluation Board for Standard Oscillators


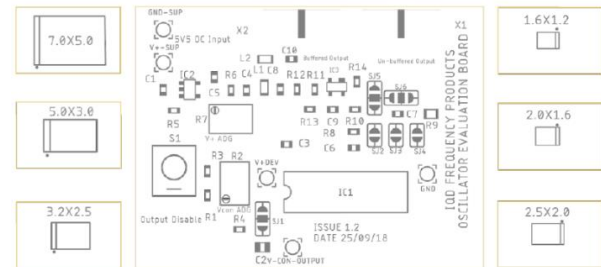
Designed by IQD Frequency Products utilizing over 40 years of oscillator testing measurement experience, the oscillator evaluation board is intended to facilitate basic testing of standard oscillators, voltage controlled oscillators and temperature compensated oscillators.

The board can provide a regulated power supply to the oscillator between 1.8 V and 5.0 V. It can be used either with buffered CMOS output devices, clipped sinewave output devices or with an un-buffered output for further testing. There is further capability to test the enable/disable function, and also to control the voltage input of a voltage controlled crystal oscillator product.

### Key Features

- Suitable for Clock Oscillators, VCXOs, TCXOs and VCTCXOs
- Suitable for standard four pad devices in 1.6 x 1.2 mm, 2.0 x 1.6 mm, 2.5 x 2.0 mm, 3.2 x 2.5 mm, 5.0 x 3.2 mm and 7.0 x 5.0 mm
- On board regulated power supply for products with supply voltages
  - between 1.8 V and 5.0 V
- Buffered and correctly loaded output for CMOS, clipped sine
- and 50Ω type devices
- Input disable test system incorporated
- Voltage control adjustment incorporated
- Simple configuration for all options
- Connections for off board control inputs and outputs provided.

### Outer Layer:



### Parts available:

Model	IQD Part No.	Package Size	Output Compatibility	Supply Voltage
Populated PCB	LFMISC079434BULK	79 x 37 mm	CMOS, clipped sine and 50Ω type devices	Anywhere between 1.8 V and 5.0 V
Unpopulated PCB	LFMISC079433BULK	79 x37 mm	CMOS, clipped sine and 50Ω type devices	Anywhere between 1.8 V and 5.0 V

### Additional material available:

#### Manual

The manual includes all information needed to test standard oscillators, including using the IOOSC-EVBoard regulator, enable/disable or standby function, voltage control function, oscillator output configuration, buffer load, bills of materials and PCB layers.